

TRAVIS COUNTY AUDITOR'S OFFICE
 FY 2004 REVENUE ESTIMATE

	FY 2003 Budget		Sixth Revenue Estimate	
GENERAL FUND	\$306,046,637		\$322,883,952	
BEGINNING BALANCE	\$36,528,725		\$43,746,885	
CURRENT PROPERTY TAXES	223,100,326		231,624,223	
OTHER REVENUES	46,417,586		47,512,844	Page
LAW LIBRARY FUND	1,016,294		1,125,861	5
DISPUTE RESOLUTION CENTER FUND	271,681		323,828	5
TRAVIS COUNTY COUNSELING CENTER FUND	699,319		731,759	5
JUVENILE FEE FUND	193,383		212,409	5
JJAEP FUND	1,118,326		1,588,195	5
CTY CLERK RECORDS MGMNT & PRESERV FUND	1,538,831		1,926,106	6
LCRA-TC PARKS CIP FUND	2,401,589		2,497,433	6
RECORDS MGMNT & PRESERVATION FUND	353,368		359,319	6
COURTHOUSE SECURITY FUND	1,326,468		1,664,173	6
FOHC FUND	2,092,816		2,245,186	6
COURT REPORTER FUND	250,625		332,386	6
JUVENILE DEFFERED PROSECUTION FUND	6,800		13,311	7
BALCONES CANYONLAND PRESERVATION FUND	6,492,879		6,328,873	7
LEOSE-COMMISSIONERS COURT FUND	4,382		5,283	7
JUVENILE DELINQUENCY PREVENTION FUND	48		50	7
PROFESSIONAL PROSECUTORS FUND	64,850		102,174	7
MARY QUINLAN PARK FUND	260,000		265,000	7
JUDICIARY FEE FUND-PROBATE	118,319		170,270	8
JUSTICE COURT TECHNOLOGY FUND	0		307,567	8
TRUANCY COURT FUND	121,411		63,738	8
DISTRICT CLERK RECORDS MGMT FUND	0		50,250	8
ELECTIONS CONTRACT FUND	0		348,320	8
COUNTY CLERK ARCHIVAL FUND	0		1,200,000	8
FAMILY PROTECTION FUND	0		37,100	8
ROAD AND BRIDGE FUND	22,050,359		24,665,226	9
TX EXPOSITION AND HERITAGE CENTER FUND	1,189,957		1,116,306	9
RISK MANAGEMENT FUND	11,212,259		10,961,555	9
EMPLOYEES INSURANCE FUND	22,162,255		31,585,857	9
DEBT SERVICE FUND	74,971,444		70,354,719	9
CAPITAL PROJECT FUNDS	168,261,227		60,442,916	10

Tax Rate=	49.18	cents
	M&O	39.26
	Debt Service (I&S)	9.92

FY 2004 Revenue Estimate-General Fund

<u>Revenue Type</u>	<u>Department</u>	<u>FY 2003 Budget</u>	<u>Sixth Revenue Estimate</u>	<u>Difference from FY 2003</u>
	Beginning Balance Total	\$36,528,725	\$43,746,885	\$7,218,160
Taxes				
	Tax Collector	226,837,326	236,108,723	9,271,397
	Commissioners Ct Gen Adm	4,015,000	4,018,900	3,900
	Taxes Total	230,852,326	240,127,623	9,275,297
Intergovernmental				
	County Auditor	108,000	110,000	2,000
	Commissioners Ct Gen Adm	0	10,000	10,000
	County Attorney	50,850	50,850	0
	Civil Courts	8,800	10,500	1,700
	District Attorney	199,069	202,593	3,524
	Criminal Courts	333,495	334,694	1,199
	Probate Court	800	800	0
	Sheriff	391,003	703,860	312,857
	Juvenile Court	160,000	175,000	15,000
	Emergency Services	142,421	0	(142,421)
	Health and Human Services	546,472	0	(546,472)
	Intergovernmental Total	1,940,910	1,598,297	(342,613)

FY 2004 Revenue Estimate-General Fund

<u>Revenue Type</u>	<u>Department</u>	<u>FY 2003 Budget</u>	<u>Sixth Revenue Estimate</u>	<u>Difference from FY 2003</u>
Charges for Services				
	County Auditor	7,242	7,440	198
	County Treasurer	193,550	226,000	32,450
	Tax Collector	4,137,907	4,125,518	(12,389)
	Commissioner's Ct Gen Adm	10,000	10,000	0
	Info. & Telecomm. Systems	1,525,000	1,607,800	82,800
	Facilities Management	45,000	45,000	0
	County Attorney	1,955,000	3,065,000	1,110,000
	County Clerk	3,235,300	4,519,230	1,283,930
	District Clerk	1,319,957	1,580,419	260,462
	Civil Courts	158,000	250,000	92,000
	District Attorney	362,500	382,500	20,000
	Criminal Courts	67,200	250,000	182,800
	Probate Court	108,400	90,000	(18,400)
	Justice of Peace 1	99,335	109,350	10,015
	Justice of Peace 2	217,812	265,032	47,220
	Justice of Peace 3	131,286	183,764	52,478
	Justice of Peace 4	99,547	113,608	14,061
	Justice of Peace 5	129,859	142,355	12,496
	Constable 1	348,600	417,322	68,722
	Constable 2	542,458	470,832	(71,626)
	Constable 3	294,354	350,813	56,459
	Constable 4	234,245	289,902	55,657
	Constable 5	1,521,277	1,891,401	370,124
	Sheriff	4,356,350	4,866,152	509,802
	Medical Examiner	1,285,200	1,482,120	196,920
	TCCES (SACA div.)	781,035	836,121	55,086
	Pretrial Services	290,000	324,270	34,270
	Juvenile Court	288,100	334,732	46,632
	Emergency Services	1,400	5,844	4,444
	Trans. & Natural Resources	2,046,918	3,345,250	1,298,332
	Health and Human Services	176,699	165,400	(11,299)
	Emergency Medical Services	1,321,866	1,102,400	(219,466)
	Charges for Services Total	27,291,397	32,855,575	5,564,178
Fines				
	County Clerk	250,000	367,145	117,145
	District Clerk	156,250	186,626	30,376
	Sheriff	1,800	10,000	8,200
	Fines Total	408,050	563,771	155,721

FY 2004 Revenue Estimate-General Fund

<u>Revenue Type</u>	<u>Department</u>	<u>FY 2003 Budget</u>	<u>Sixth Revenue Estimate</u>	<u>Difference from FY 2003</u>
Interest Income				
	County Treasurer	26,000	5,650	(20,350)
	Tax Collector	620,000	350,000	(270,000)
	Planning & Budget	3,829,386	1,785,608	(2,043,778)
	County Attorney	2,600	2,800	200
	District Clerk	40,000	80,000	40,000
	District Attorney	3,800	925	(2,875)
	Trans. & Natural Resources	102,000	57,918	(44,082)
	Interest Total	4,623,786	2,282,901	(2,340,885)
Miscellaneous Revenue				
	County Auditor	100	50	(50)
	Tax Collector	0	19,000	19,000
	Commissioner's Ct Gen Adm	412,000	12,000	(400,000)
	Info. & Telecomm. Systems	20,000	25,000	5,000
	Facilities Management	148,260	148,295	35
	Purchasing	300,000	350,000	50,000
	County Attorney	10,911	5,300	(5,611)
	County Clerk	1,319,225	0	(1,319,225)
	Criminal Courts	34,000	105,000	71,000
	JP3	8,314	0	(8,314)
	Sheriff	612,367	389,565	(222,802)
	Trans. & Natural Resources	58,852	86,347	27,495
	Health and Human Services	40,000	52,000	12,000
	Miscellaneous Revenue Total	2,964,029	1,192,557	(1,771,472)
Other Financing Sources				
	County Auditor	25,000	25,000	0
	Planning & Budget	59,815	62,506	2,691
	Commissioner's Ct Gen Adm	1,304,897	421,135	(883,762)
	Human Resources	0	0	0
	County Clerk	7,702	7,702	0
	Sheriff	40,000	0	(40,000)
	Other Financing Sources Total	1,437,414	516,343	(921,071)
	General Fund New Revenue	\$269,517,912	\$279,137,067	\$9,619,155
	Total General Fund Resources	\$306,046,637	\$322,883,952	\$16,837,315

FY 2004 Revenue Estimate - Other Funds/Debt Service

<u>Fund Name/Number</u>	<u>Revenue Type</u>	<u>FY 2003 Budget</u>	<u>Sixth Revenue Estimate</u>	<u>Difference from FY 2003</u>
Law Library Fund (011)	Beginning Balance	\$342,294	\$363,391	\$21,097
	Charges for Services	667,000	760,470	93,470
	Interest Income	7,000	2,000	(5,000)
	New Revenue	674,000	762,470	88,470
	Total Resources	\$1,016,294	\$1,125,861	\$109,567
Dispute Resolution Fund (016)	Beginning Balance	\$7,701	\$36,868	\$29,167
	Charges for Services	175,900	197,930	22,030
	Interest Income	100	600	500
	Miscellaneous Revenue	4,650	5,100	450
	Other Financing Sources	83,330	83,330	0
	New Revenue	263,980	286,960	22,980
	Total Resources	\$271,681	\$323,828	\$52,147
TC Counseling Center Fund (017)	Beginning Balance	\$136,111	\$170,929	\$34,818
	Charges for Services	527,394	525,718	(1,676)
	Interest Income	3,814	3,112	(702)
	Other Financing Sources	32,000	32,000	0
	New Revenue	563,208	560,830	(2,378)
Total Resources	\$699,319	\$731,759	\$32,440	
Juvenile Fee Fund (021)	Beginning Balance	\$175,883	\$196,609	\$20,726
	Charges for Services	15,000	15,000	0
	Interest Income	2,500	800	(1,700)
	New Revenue	17,500	15,800	(1,700)
Total Resources	\$193,383	\$212,409	\$19,026	
JJAEP Fund (023)	Beginning Balance	\$370,406	\$834,437	\$464,031
	Intergovernmental	588,000	588,000	0
	Interest Income	1,500	5,000	3,500
	Other Financing Sources	158,420	160,758	2,338
	New Revenue	747,920	753,758	5,838
Total Resources	\$1,118,326	\$1,588,195	\$469,869	

FY 2004 Revenue Estimate - Other Funds/Debt Service

<u>Fund Name/Number</u>	<u>Revenue Type</u>	<u>FY 2003 Budget</u>	<u>Sixth Revenue Estimate</u>	<u>Difference from FY 2003</u>
CC. Records Mgmt. & Preserv. Fund (028)	Beginning Balance	\$478,831	\$637,106	\$158,275
	Charges for Services	1,050,000	1,285,000	235,000
	Interest Income	10,000	4,000	(6,000)
	New Revenue	1,060,000	1,289,000	229,000
	Total Resources	\$1,538,831	\$1,926,106	\$387,275
LCRA-TC Parks CIP Fund (029)	Beginning Balance	\$2,186,624	\$2,323,297	\$136,673
	Charges for Services	154,965	154,965	0
	Interest Income	60,000	19,171	(40,829)
	New Revenue	214,965	174,136	(40,829)
	Total Resources	\$2,401,589	\$2,497,433	\$95,844
Records Mgmt. & Preservation Fund (030)	Beginning Balance	\$114,868	\$104,554	(\$10,314)
	Charges for Services	236,000	253,965	17,965
	Interest Income	2,500	800	(1,700)
	New Revenue	238,500	254,765	16,265
	Total Resources	\$353,368	\$359,319	\$5,951
Courthouse Security Fund (031)	Beginning Balance	\$35,081	\$128,696	\$93,615
	Charges for Services	438,257	512,356	74,099
	Interest Income	3,000	250	(2,750)
	Other Financing Sources	850,130	1,022,871	172,741
	New Revenue	1,291,387	1,535,477	244,090
	Total Resources	\$1,326,468	\$1,664,173	\$337,705
FQHC Fund (033)	Beginning Balance	\$346,215	\$17,609	(\$328,606)
	Intergovernmental	623,000	644,402	21,402
	Charges for Services	38,000	38,500	500
	Interest Income	22,000	22,000	0
	Other Financing Sources	1,063,601	1,522,675	459,074
	New Revenue	1,746,601	2,227,577	480,976
	Total Resources	\$2,092,816	\$2,245,186	\$152,370
Court Reporter Svc. Fund (036)	Beginning Balance	\$24,425	\$85,846	\$61,421
	Charges for Services	225,000	245,540	20,540
	Interest Income	1,200	1,000	(200)
	New Revenue	226,200	246,540	20,340
	Total Resources	\$250,625	\$332,386	\$81,761

FY 2004 Revenue Estimate - Other Funds/Debt Service

<u>Fund Name/Number</u>	<u>Revenue Type</u>	<u>FY 2003 Budget</u>	<u>Sixth Revenue Estimate</u>	<u>Difference from FY 2003</u>
Juvenile Deferred Prosecution Fund (037)	Beginning Balance	\$0	\$7,251	\$7,251
	Charges for Services	6,000	6,000	0
	Interest Income	800	60	(740)
	New Revenue	6,800	6,060	(740)
	Total Resources	\$6,800	\$13,311	\$6,511
Balcones Canyonland Preserv. Fund (038)	Beginning Balance	\$1,924,736	\$1,383,480	(\$541,256)
	Intergovernmental	2,408,953	1,695,003	(713,950)
	Interest Income	5,000	25,000	20,000
	Miscellaneous Revenue	81,900	125,514	43,614
	Other Financing Sources	2,072,290	3,099,876	1,027,586
	New Revenue	4,568,143	4,945,393	377,250
	Total Resources	\$6,492,879	\$6,328,873	(\$164,006)
LEOSE Comm. Ct. Fund (041)	Beginning Balance	\$2,573	\$4,383	\$1,810
	Intergovernmental	1,809	900	(909)
	New Revenue	1,809	900	(909)
	Total Resources	\$4,382	\$5,283	\$901
Juvenile Delinquency Prevent. Fund (043)	Beginning Balance	\$48	\$50	\$2
	Charges for Services	0	0	0
	Interest Income	0	0	0
	New Revenue	0	0	0
	Total Resources	\$48	\$50	\$2
Professional Prosecutors Fund (047)	Beginning Balance	\$14,000	\$51,324	\$37,324
	Other Financing Sources	50,850	50,850	0
	New Revenue	50,850	50,850	0
	Total Resources	\$64,850	\$102,174	\$37,324
Mary Quinlan Park Fund (048)	Beginning Balance	\$255,000	\$260,000	\$5,000
	Miscellaneous Revenue	5,000	5,000	0
	New Revenue	5,000	5,000	0
Total Resources	\$260,000	\$265,000	\$5,000	

FY 2004 Revenue Estimate - Other Funds/Debt Service

<u>Fund Name/Number</u>	<u>Revenue Type</u>	<u>FY 2003 Budget</u>	<u>Sixth Revenue Estimate</u>	<u>Difference from FY 2003</u>
Judiciary Fee Fund-Probate Fund (049)	Beginning Balance	\$54,919	\$109,470	\$54,551
	Charges for Services	60,000	58,800	(1,200)
	Interest Income	3,400	2,000	(1,400)
	New Revenue	63,400	60,800	(2,600)
	Total Resources	\$118,319	\$170,270	\$51,951
Justice Court Technology Fund (050)	Beginning Balance	\$0	\$184,867	\$184,867
	Charges for Services	0	122,500	122,500
	Interest Income	0	200	200
	New Revenue	0	122,700	122,700
	Total Resources	\$0	\$307,567	\$307,567
Truancy Court Fund (054)	Beginning Balance	\$0	\$62,700	\$62,700
	Charges for Services	121,411	0	(121,411)
	Other Financing Sources	0	1,038	1,038
	New Revenue	121,411	1,038	(120,373)
	Total Resources	\$121,411	\$63,738	(\$57,673)
District Clerk Records Mgmt Fund (055)	Beginning Balance	\$0	\$0	\$0
	Charges for Services	0	50,250	50,250
	Interest Income	0	0	0
	New Revenue	0	50,250	50,250
	Total Resources	\$0	\$50,250	\$50,250
Elections Contract Fund (056)	Beginning Balance	\$0	\$0	\$0
	Charges for Services	0	348,320	348,320
	New Revenue	0	348,320	348,320
	Total Resources	\$0	\$348,320	\$348,320
	County Clerk Archival Fund (057)	Beginning Balance	\$0	\$0
Charges for Services		0	1,200,000	1,200,000
New Revenue		0	1,200,000	1,200,000
Total Resources		\$0	\$1,200,000	\$1,200,000
Family Protection Fund (058)		Beginning Balance	\$0	\$0
	Charges for Services	0	37,100	37,100
	New Revenue	0	37,100	37,100
	Total Resources	\$0	\$37,100	\$37,100

FY 2004 Revenue Estimate - Other Funds/Debt Service

<u>Fund Name/Number</u>	<u>Revenue Type</u>	<u>FY 2003 Budget</u>	<u>Sixth Revenue Estimate</u>	<u>Difference from FY 2003</u>
Road and Bridge Fund (099)	Beginning Balance	\$4,908,458	\$7,782,140	\$2,873,682
	Intergovernmental	75,000	75,000	0
	Charges for Services	12,850,000	11,750,000	(1,100,000)
	Fines	4,004,901	4,978,086	973,185
	Interest Income	175,000	80,000	(95,000)
	Miscellaneous Revenue	37,000	0	(37,000)
	New Revenue	17,141,901	16,883,086	(258,815)
Total Resources	\$22,050,359	\$24,665,226	\$2,614,867	
TX Expo/Heritage Center Fund (501)	Beginning Balance	\$74,577	\$66,533	(\$8,044)
	Charges for Services	555,994	414,664	(141,330)
	Interest Income	1,000	0	(1,000)
	Miscellaneous Revenue	558,386	496,419	(61,967)
	Other Financing Sources	0	138,690	138,690
	New Revenue	1,115,380	1,049,773	(65,607)
Total Resources	\$1,189,957	\$1,116,306	(\$73,651)	
Risk Management Fund (525)	Beginning Balance	\$5,647,044	\$5,682,582	\$35,538
	Interest Income	522,500	190,000	(332,500)
	Insurance Premiums	5,042,715	5,088,973	46,258
	New Revenue	5,565,215	5,278,973	(286,242)
Total Resources	\$11,212,259	\$10,961,555	(\$250,704)	
Employees Insurance Fund (526)	Beginning Balance	\$596,225	\$173,900	(\$422,325)
	Interest Income	125,000	50,000	(75,000)
	Premiums	21,441,030	31,361,957	9,920,927
	Other Financing Sources	0	0	0
	New Revenue	21,566,030	31,411,957	9,845,927
Total Resources	\$22,162,255	\$31,585,857	\$9,423,602	
Debt Service Fund (394)	Beginning Balance	\$10,644,860	\$11,023,625	\$378,765
	Current Property Taxes	63,540,890	58,525,530	(5,015,360)
	Delinquent Property Taxes	283,923	465,500	181,577
	Interest Income	501,771	232,064	(269,707)
	Other Financing Sources	0	108,000	108,000
	New Revenue	64,326,584	59,331,094	(5,103,490)
Total Resources	\$74,971,444	\$70,354,719	(\$4,724,725)	

FY2004 REVENUE ESTIMATE-CAPITAL PROJECTS

Fund Number	Project No.	Beginning Balance*	New Revenue		Sixth Revenue Estimate
			Charges for Services	Misc. Rev	
402		0		108,000	108,000
404		210,901			210,901
406		183,703			183,703
413		17,768			17,768
422		92,139			92,139
423		54,392			54,392
424		0			0
425		70,573			70,573
427		35,020			35,020
428		43,989			43,989
429		0			0
430		125,572			125,572
431		315,253			315,253
432		219,702			219,702
433		145,070			145,070
434		51,273			51,273
435		397,967			397,967
437		583,322			583,322
438		55,478			55,478
439		4,971,506			4,971,506
440		382,222			382,222
441		352,222			352,222
443		35,255			35,255
444		813,726			813,726
445		2,113			2,113
446		217,939			217,939
449		222,479			222,479
450		878,003			878,003
451		171,048			171,048
452		4,142,475			4,142,475
453		254,273			254,273
454		1,022,426			1,022,426
455		40,242			40,242
456		1,941,071			1,941,071
457		319,920			319,920
458		2,560,406			2,560,406
459		4,261,732			4,261,732
460		6,958,971			6,958,971
461		1,599,096			1,599,096
463		6,630,340			6,630,340
464		2,237,256			2,237,256
465		8,783,037			8,783,037
Subtotal	Funds 402-465	51,399,880	0	108,000	51,507,880

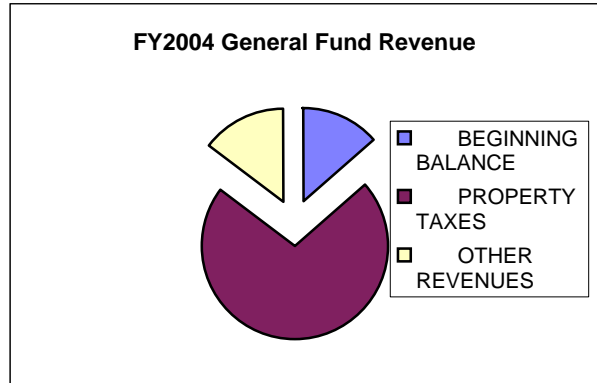
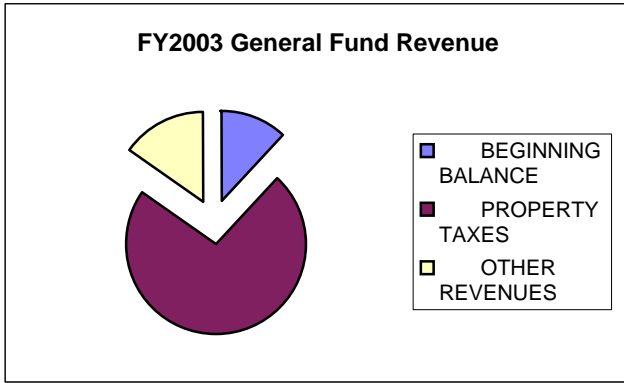
FY2004 REVENUE ESTIMATE-CAPITAL PROJECTS

Fund Number/Project Name	Project No.	Beginning Balance*	New Revenue		Sixth Revenue Estimate
			Charges for Services	Misc. Rev	
475/Westbank Drive	X3L009	35,714			35,714
475/Grand Ave. Parkway	X2L006		1,494,500		1,494,500
475/Westbank/ Camp Craft-Allen	X3L010	52,197			52,197
475/Riata Vista Circle	X2L011	44,757			44,757
475/Pflugerville/Pecan Street	X2L010	40,000			40,000
475/Wells Branch/Heatherwilde	X2L009	315,851			315,851
475/Wells Br P'way	X2B001	90,000			90,000
475/Pflugerville Loop	X2R007	13,798			13,798
475/Reed Park Rd	X2R011			50,000	50,000
475/N183 L'fill Remediation	X1A001			53,362	53,362
475/Howard La/Private Dev	X2R005			27,089	27,089
475/Panther Hollow/Riv Pl.	X2R008			18,649	18,649
475/Steiner R. Blvd Ext.	X2R012			6,490,000	6,490,000
475/Grandview Hills Rd Maint.	X0M001	11,000			11,000
475/Riata Vista Circle	X2R013	198,119			198,119
Subtotal Fund 475		801,436	1,494,500	6,639,100	8,935,036
Total		52,201,316	1,494,500	6,747,100	60,442,916

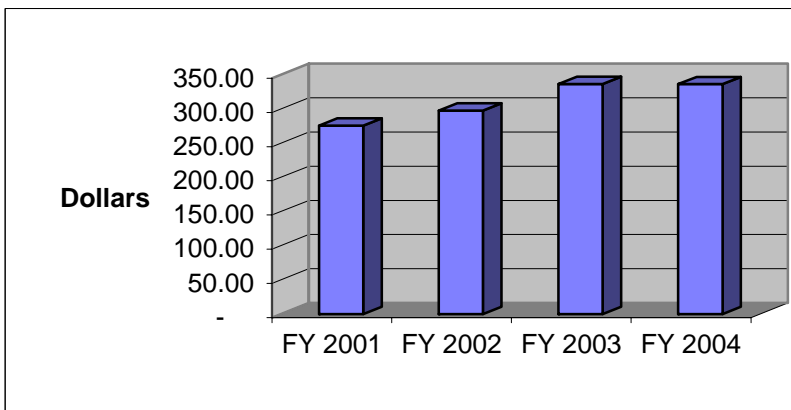
*Actual Fund and Project balances as of September 30, 2003 will be rolled over and budgeted.

FY 2004 REVENUE STATISTICS

I. Proportions of General Fund Revenue

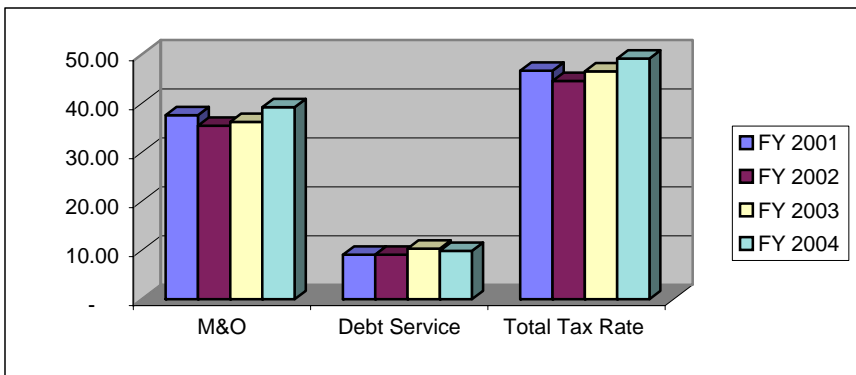


II. Budgeted Property Tax Per Capita



<u>Fiscal Yr.</u>	<u>Tax Per Capita</u>
FY 2001	275.50
FY 2002	297.43
FY 2003	336.15
FY 2004	335.90

III. Tax Rate (in cents)



<u>Fiscal Yr.</u>	<u>Total Tax Rate (cents)</u>
FY 2001	46.70
FY 2002	44.60
FY 2003	46.60
FY 2004	49.18

IV. All Funds Summary

	<u>General Fund</u>	<u>Road & Bridge</u>	<u>Debt Service</u>	<u>Capital Projects</u>	<u>Other Funds</u>
FY 2001	265,032,975	18,713,880	59,564,821	84,030,415	24,440,672
FY 2002	292,341,431	21,180,062	64,123,180	108,941,227	31,463,011
FY 2003	306,046,637	22,050,359	74,971,444	168,261,227	52,895,860
FY 2004	322,883,952	24,665,226	70,354,719	60,442,916	65,562,309