


**Travis County  
Children's Protective Services Board**

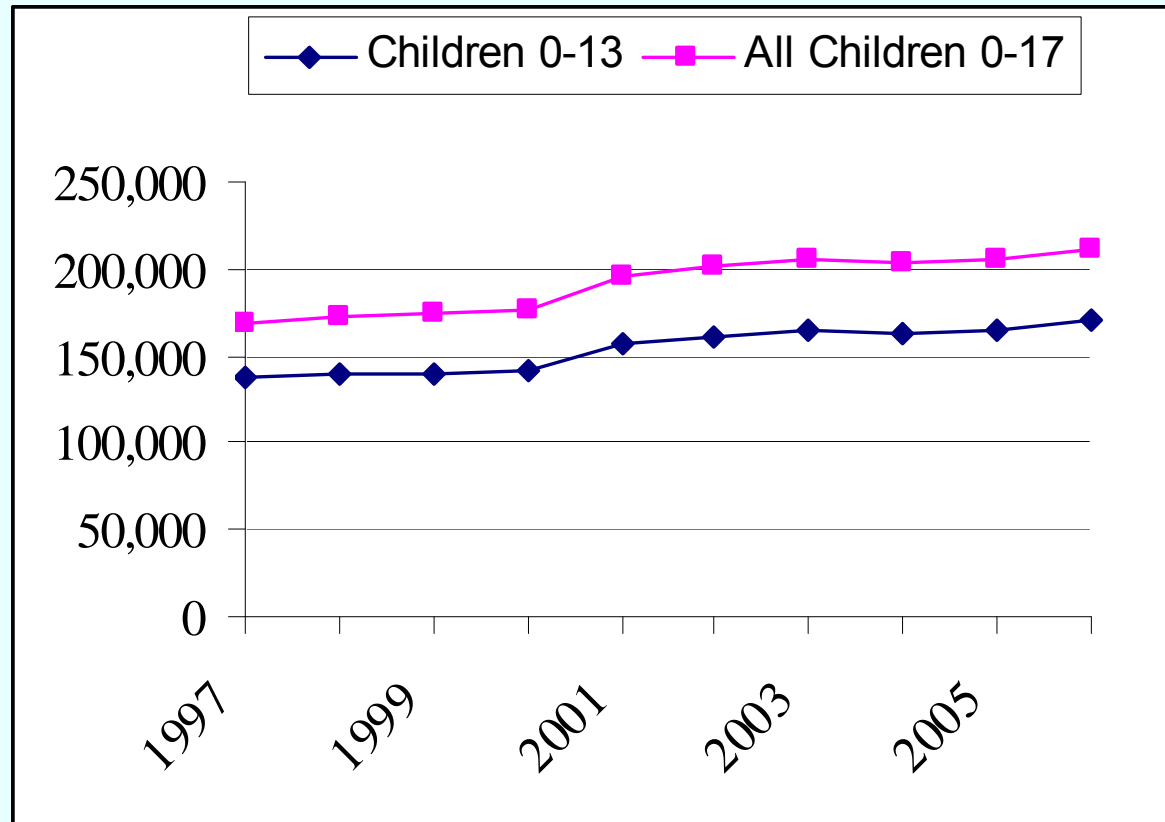


**2006  
Annual Report**

**Status of Children in Travis County  
and the  
Goals and Accomplishments  
of the  
Travis County CPS Board**

- Travis County is the largest of 30 counties in Region 7 of the Texas Department of Family and Protective Services (DFPS).
- The local DFPS office has:
  - 18 investigation units
  - 9 conservatorship units
  - 2.5 family-based safety services units, and
  - a regional foster and adoptive home development unit
- This annual report emphasizes trends across time.

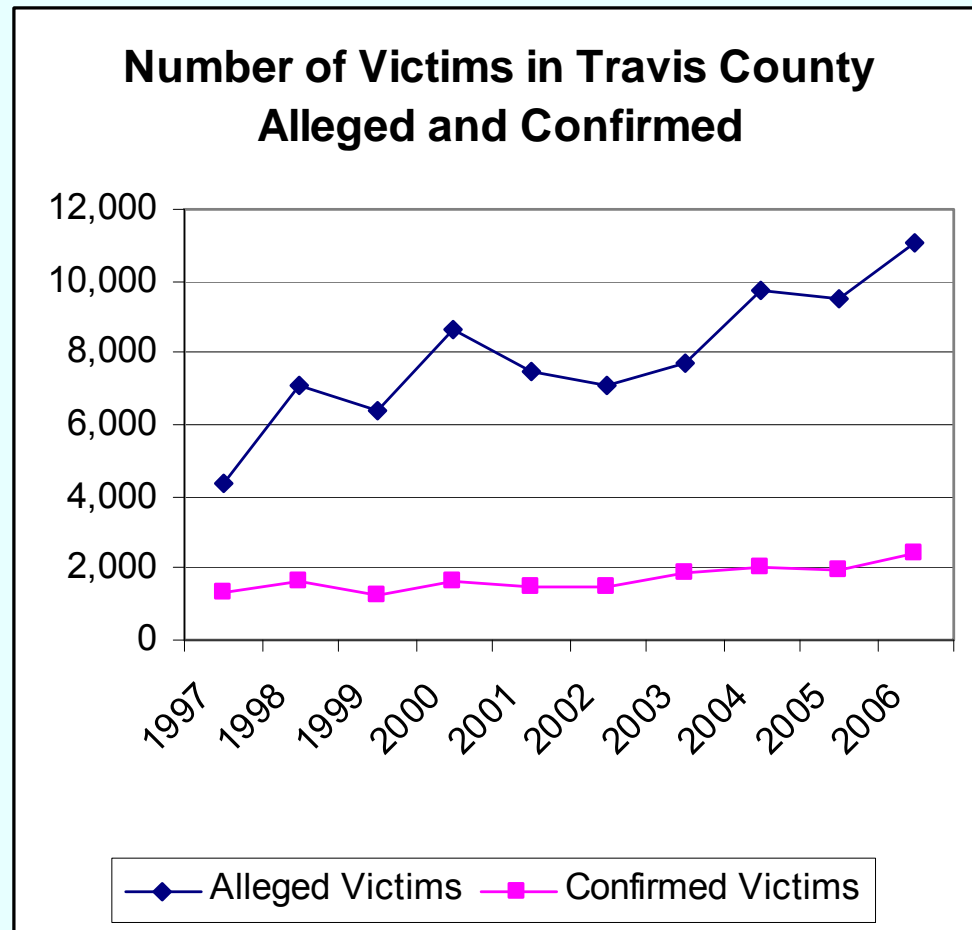
# Child Population



**Both Age Ranges, 0-13 and All Children 0-17 have increased 24% in the decade since 1997.**

# Number of Alleged and Confirmed Victims

Just as the county's child population has increased, so have the numbers of alleged and confirmed victims of abuse or neglect.



In FY 2006 ...

**211,343** children were living in Travis County



There were **11,086 *alleged*** cases of abuse or neglect.



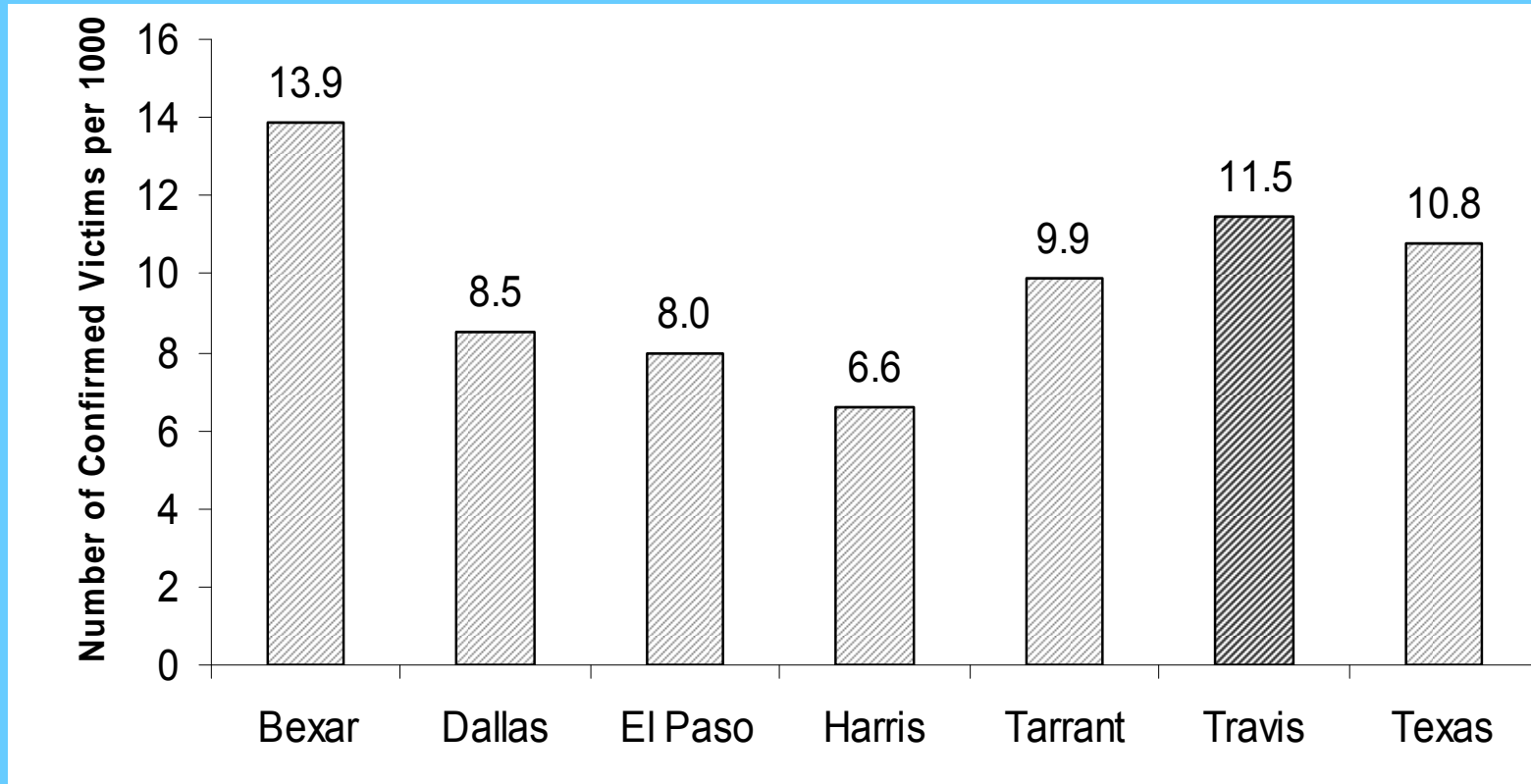
There were **2,435 *confirmed*** cases of abuse or neglect.



DFPS **removed 479 children** from their homes.

# Prevalence Rate

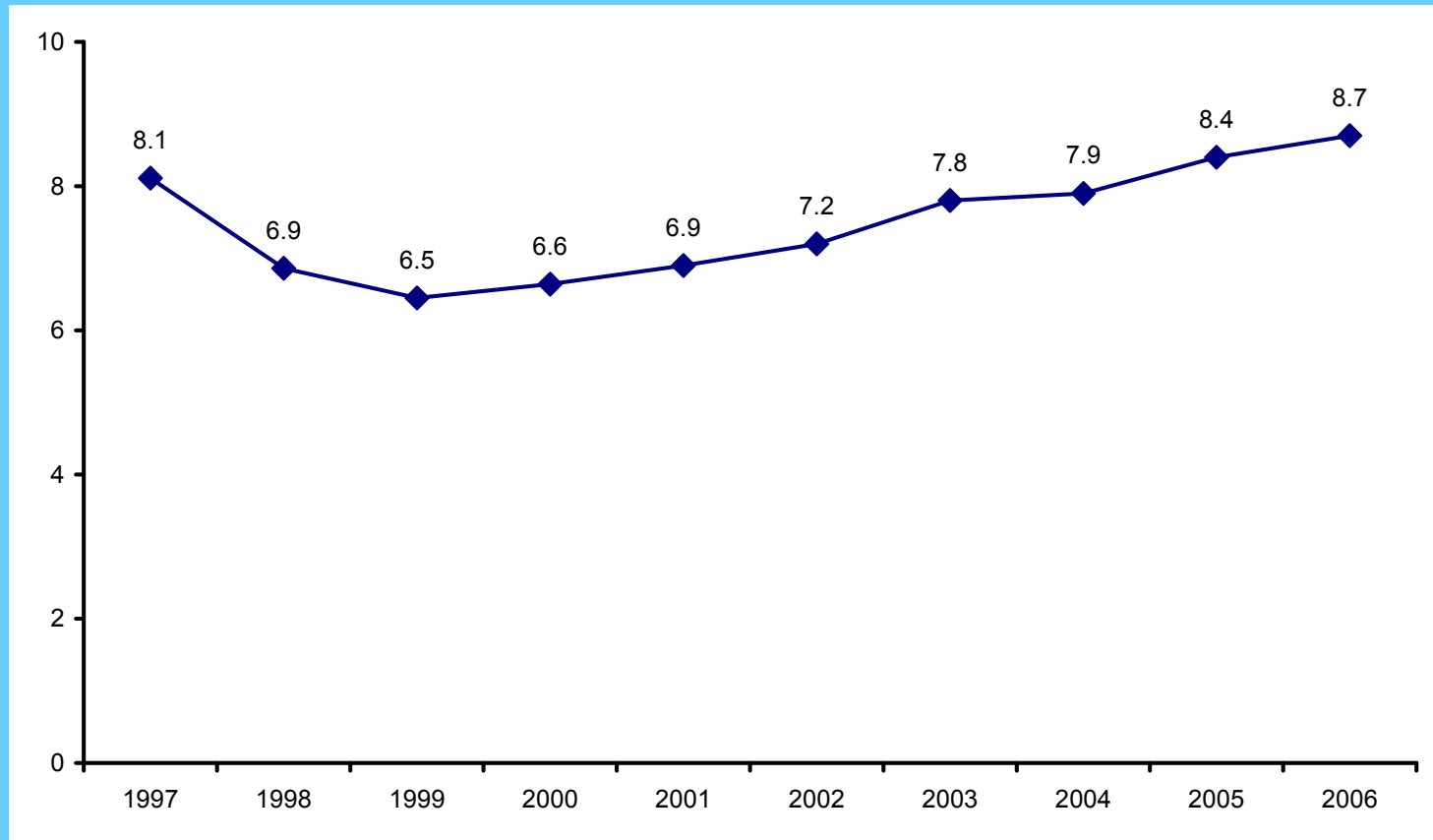
Confirmed Victims *per 1000* in the Child Population



**Travis ranks second compared to other large counties in Texas.**

# Prevalence Rate

Number of children *in DFPS legal responsibility per 1000*  
in the Child Population

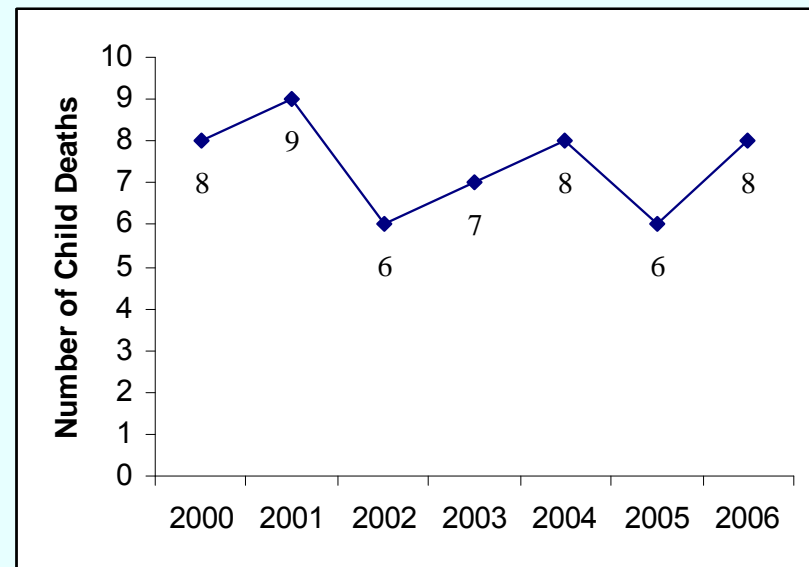


A prevalence rate factors out population growth. It is a rate *per 1000*.

The increase since 1999 seen here is cause for concern.

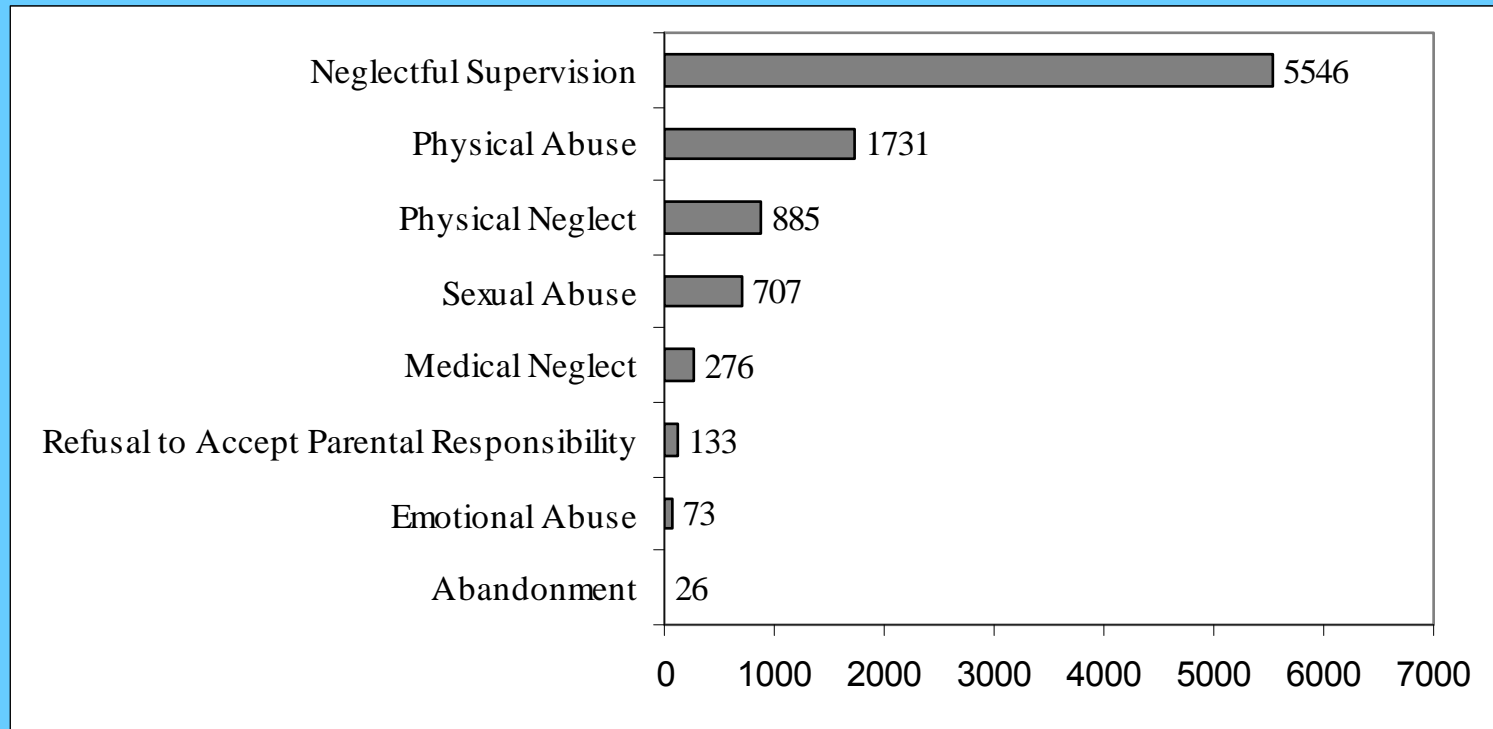
# Child Fatalities

- 88 children in Texas died from abuse or neglect.
- 8 were Travis County children, or 9 percent.
- From 2000 to 2006, Travis County lost 52 children to abuse or neglect.
- The number of such deaths has remained low, between 6 and 8.



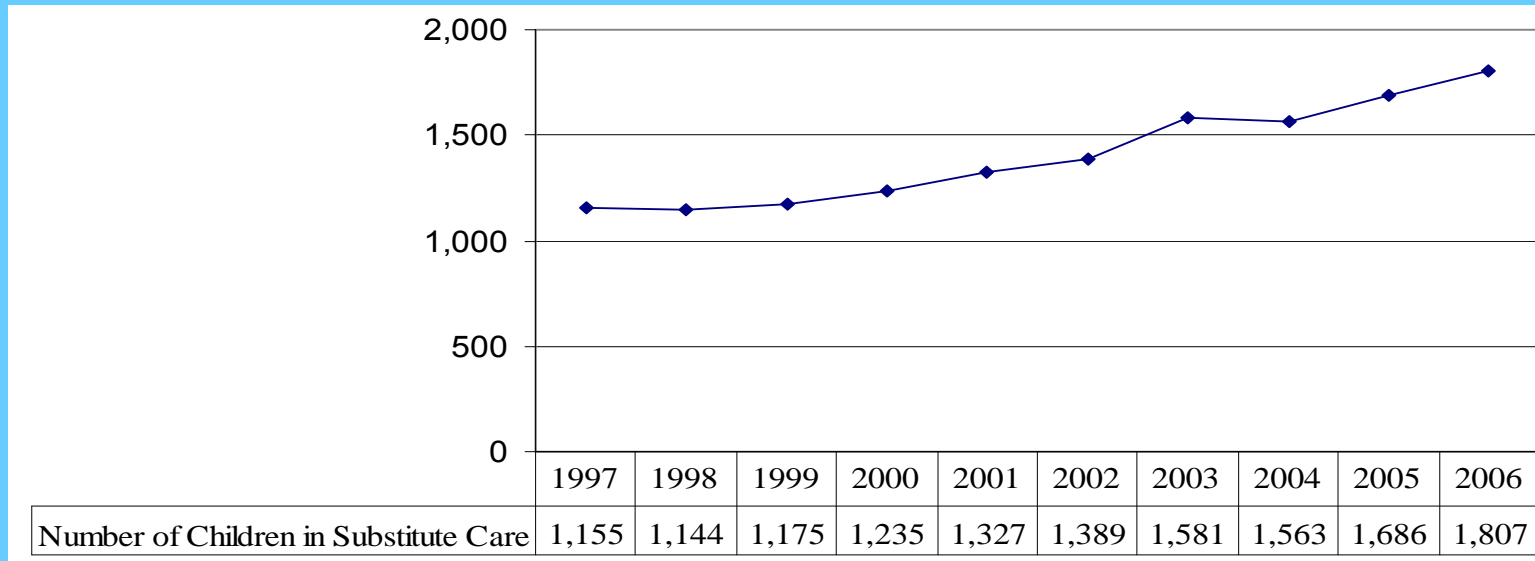
# Types of Abuse or Neglect Region 7

## Number of Confirmed Victims for Each Type



Neglectful supervision is the most common type by far.

# Number of Children in Substitute Care



- **The number of children in substitute care has increased steadily in the decade since 1997.**
- **It has increased 56%, with an average yearly increase of more than 6%.**

# A Long-term Case: Victoria's Journey

*Austin American Statesman* June 17, 2007 article



- Severe neglect until age 9
- Need for supervision usually diminishes with age; not so for Victoria
- Services funded by:
  - DFPS
  - Travis County CPS Board
  - Capital Area Safe Kids Fund
  - Victoria Trust Fund
- Case illustrates the need for flexible dollars

Photograph by Jay Janner, Photographer, *Austin American Statesman*

# Aging Out of Foster Care: Foster Care "Alumni"

- Preparation for Adult Living (PAL) is the DFPS program for older youth who will age out of foster care.
- 40% who age out become homeless, according to estimates.
- 3 PAL caseworkers for all 30 counties in Region 7 for youth aging out
- DFPS has contract with Lifeworks for aftercare services.

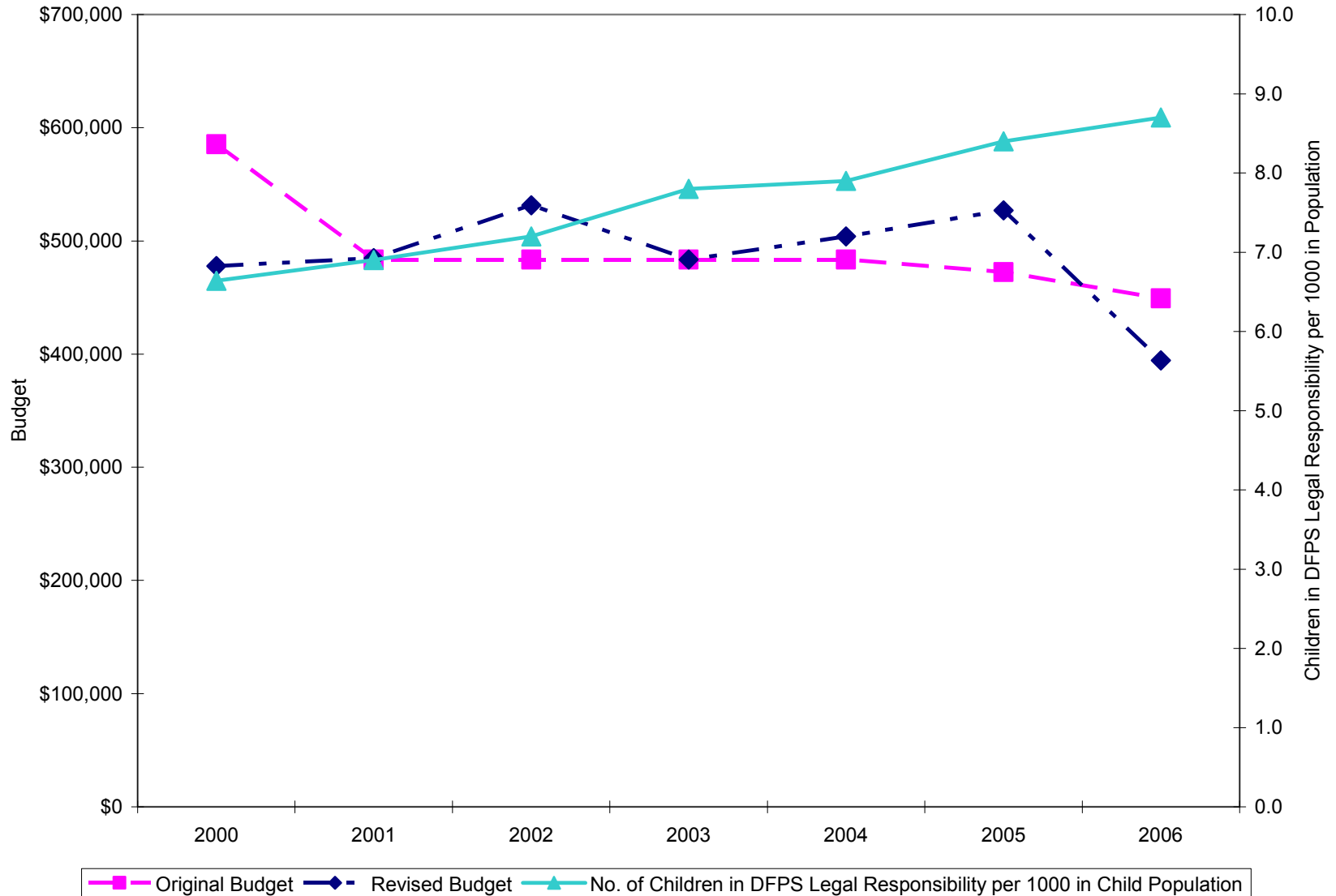
# Aging Out of Foster Care: Seven Issues

1. Huge caseload of  $\approx 300$  for each of 3 PAL caseworkers.
2. Little training on transition for foster parents caring for older youth.
3. Little or no PAL services for youth in residential treatment facilities.
4. Transitional housing and transitional living services are limited, with waiting lists for services youth may need.
5. Aging-out youth have little money and no credit rating.
6. More mentoring for aging-out youth could help.
7. College-bound youth have more resources available to them than those not bound for college.

# Travis County's CPS Expenditures

- Travis County's FY 2006 budget for CPS was:
  - Original budget: \$449,272
  - Revised budget: \$394,416
- Big spending categories were:
  - Clothing (55%)
  - Court-ordered services (29%)
- Indirect support in several ways, including:
  - Legal positions in the DA's office dedicated to the CPS docket
  - Local judges who manage the CPS docket
  - In-home support from the Children F.I.R.S.T Unit (Families, Intervention, Referral, Support, and Training)
  - DA's Family Services Division, which prosecutes legal cases

# Trends Across Time: Budget vs. Prevalence Rate



# Travis County CPS Board Committees


1. Executive Committee
2. Budget Committee
3. Yearly Events Committee
4. Advocacy Committee

# Accomplishments of the Travis County CPS Board (Partial List)

1. Expenditure requests on a monthly basis
2. Quarterly Recognition of Outstanding DFPS Employees
3. Participated in a kick-off event in April for Child Abuse Prevention Month
4. Information booth at Celebration of Families in April
5. Prom Project
6. Festivities for Foster Parent Appreciation Month in May
7. Region 7 Council of Child Welfare Boards participation
8. Texas Council of Child Welfare Boards participation
9. Raised money for the Capital Area Safe Kids Fund

# Capital Area Safe Kids Fund

- Nonprofit arm of the Travis County CPS Board
- Funds are used for:
  1. Items not eligible for state or Travis County funding
  2. Payments that must be made quickly to meet urgent needs
- Raised \$4,672 in FY 2006.
- Spent \$5,914 on such items as:
  1. Gifts for PAL program graduates
  2. Travel for a foster teen to attend a national conference
  3. Travel for parents to visit children placed out of the county
  4. Support for Family Group Conferencing at DFPS
  5. Prom Project for foster teens
  6. Public awareness events for Child Abuse Prevention Month in April



# **2006 Annual Report**

Thank you for your time.